


## Fully Automatic Side Seal Machine



7" color touch screen with 12 presets and self diagnostics

**"APA" machine automatically adjusts inverting head and infeed conveyor to different package sizes from one touch control panel in less than 15 seconds!**

Versatile - Dependable - Affordable




Infeed conveyor, inverting head, and center seal fully motorized. **No crank handles required!**

## Int-20 2 Belt Fully Automatic Side Sealer

The model Int-20 2 belt side sealer features "State of the Art" technology. Includes Delta PLC with 7" color touch screen control panel, 12 Program memory, multiple languages, cycle speeds of up to 40 ppm, 20" cross seal head design for greater flexibility and taller packages. No maintenance side seal wheels, will seal polyolefin and polyethylene films. Exclusive **"APA" Automatic Product Adjustment**, eliminates all crank handles and features programmed motorized adjustments of the infeed conveyor and inverting head, making product change overs simple, fast and accurate. Variable speed drive 0-95 fpm, front load film mount, pin wheel hole punch, **self diagnostic color touch screen**, and self-contained scrap removal system with built in alarm, are just a few features that make this machine the best in the industry.

Reliability, simplicity and ease of maintenance should provide years of dependable performance at low operational cost. The Int-20 2 belt side sealer is an extremely versatile machine capable of running a wide variety of industrial or consumer products. The Int-20 2 belt side sealer features a motorized center seal that allows for precise seam placement and taller package heights.

# Int-20 & Int-30 2 Belt Automatic Side Sealers



Touch screen automatically adjusts side seal, inverting head and infeed conveyor



Front load film cradle with adjustable pin-perf wheels



Option 3' or 6' flighted or belted infeed conveyors

### Available Options

- Pneumatic hole punch
- 3' flighted infeed
- 6' flighted infeed
- Belted conveyors
- Flight bar conveyors
- Closing conveyor
- Print Registration
- Stainless Steel Frame
- Programmable side seal

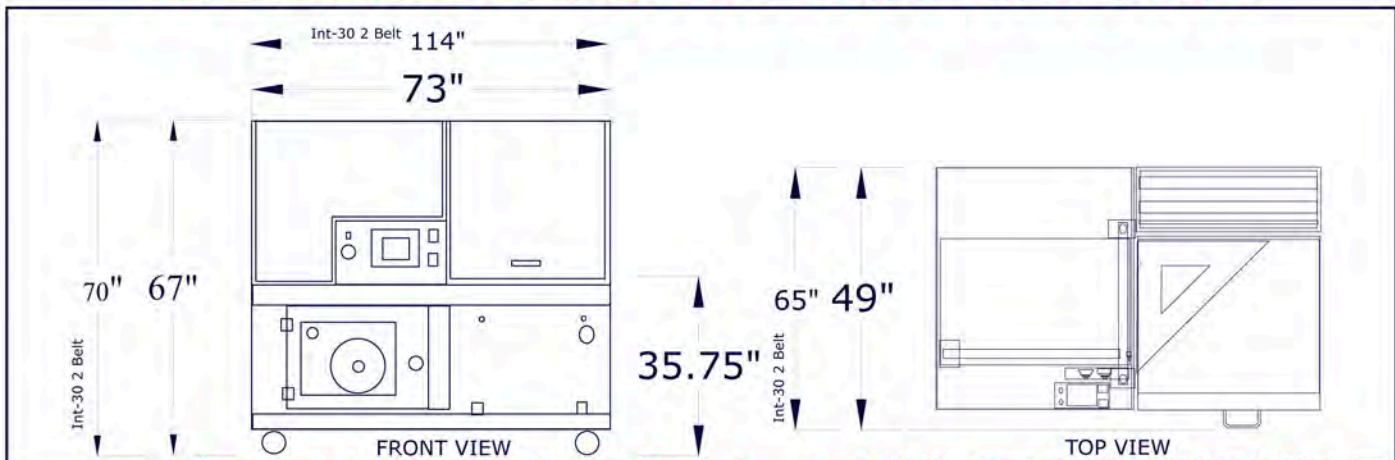


No maintenance side seal, seals virtually all films

Model	Int-20 2 Belt	Int-30 2 Belt
Seal Area	20" cross seal x 6"H	30" cross seal x 8"H
Machine speed	Up to 40 ppm	Up to 40 ppm
Electrical	220V, 1 Phase, 20 amp	220V, 1 Phase, 20 amp
Air	1 cfm @ 80 psi	1 cfm @ 80 psi
Minimum pkg size	2.5"W x 3"L	3"W x 4"L
Maximum pkg size *	Inf. L x 16"W x 6"H	Inf. L x 26"W x 8"H
Maximum film width	24"	35"
Machine dimensions	73"L x 49"W x 67"H	114"L x 65"W x 70"H
Shipping weight	1,500 lbs	2,500 lbs
Warranty	1 year	1 year

\* Maximum dimensions may not be combined.

## Int-20 & Int-30 2 Belt Side Sealer Dimensions



Truline Packaging Inc., 8822 Flower Road, #120 Rancho Cucamonga, CA 91730 (855) 252-3300 Fx (909) 945-2939  
Visit us at: [www.TrulinePackaging.com](http://www.TrulinePackaging.com)