

RAPIDA 105

KBA Rapida 105

Innovative Rapida 106 technology inside

RAPID 105

A close-up photograph of the KBA Rapida 105 logo. The word 'RAPID' is rendered in large, silver, 3D block letters against a vibrant blue background. Below it, the number '105' is partially visible, with the '1' in red and the '0' in silver. In the foreground, a black, circular mechanical component of the press is visible, along with a blue metal grate.

KBA Rapida 105

Better and more flexible than ever before

KBA Rapida 105 has for years stood as a synonym for reliability and an attractive price-performance ratio in medium-format sheetfed offset printing. The lasting market success has been founded above all on its superior substrate flexibility, ease of operation, a robust construction, diverse possibilities for inline finishing and, last but not least, the excellent print quality.



But the competition is becoming ever fiercer, turnaround times ever shorter, and the demands of the market ever more complex – the pressures placed on operators and presses continue to grow constantly. It is not least for this reason that the Rapida 105 now stands on a common technology platform with the KBA Rapida 106 – packed with design solutions previously unique to the innovative makeready world champion press.

This leap forward in technology will set your heart alight. After all, the Rapida 105 integrates many proven Rapida 106 features, for example

- new gripper systems
- optimised inking units
- improved sheet guiding
- KBA VariDry dryer technology
- further extended automation
- new delivery

A sheer endless range of configuration variants, furthermore, permits tailoring to a broad spectrum of applications, from commercial production to labels or high-quality packaging. Inline finishing? Of course: Both conventional and UV technologies are available for all-over and spot coatings – and as your key to an exciting world of visual and haptic effects.



DriveTronic feeder – drive technology par excellence

User-oriented automation

Strong performance begins at the feeder. On the Rapida 105, state-of-the-art dedicated drives have been standard for years. The DriveTronic technology is unique in the world. Whatever the thickness, whether heavy or light, the DriveTronic feeder handles every substrate with kid gloves. And the continuous, jerk-free pile lift guarantees smooth transport into the press. Following exact alignment of the sheet by the vacuum side lay, the proven swing infeed provides for gentle acceleration to production speed.

DriveTronic feeder

- Feeder motions controlled via 4 servo motors
- Continuous, stepless pile lifting with automatic speed compensation (paper/board)
- Antistatic rear-edge separating air
- Automatic format setting
- Automatic pile side edge alignment
- Quick-start function
- Front-edge pile height sensing with automatic compensation of the feeder head height
- Skew-sheet correction at the feeder head during production

Suction-belt feed table

- Suction-belt feed table with stainless, antistatic structured surface and multi-chamber vacuum system
- Electronically controlled sheet deceleration to ensure optimum sheet arrival speed at the front lays

Vacuum side lay

- Marking-free alignment process
- Multi-chamber vacuum system to permit matching to different substrates
- Included in automatic format setting

Infeed

- Central parallel and skew adjustment of the feed line
- Central adjustment of the front lay cover height
- Touchscreen display with direct function keys for reliable and intuitive press operation

Sheet monitoring

- Ultrasonic double-sheet detector, also for inhomogeneous materials
- Multiple-sheet detector
- Optical skew-sheet and side lay sensors
- Optical front lay sensors with electropneumatic overshoot blocking
- Mechanical crash bar

Non-stop operation at the feeder

- Non-stop system with individual rods for uninterrupted production during pile changes
- Pile insertion and removal possible from all three sides





Stability in print

High precision, also in perfecting

The new printing unit substructures have further smoothed the curvature of sheet travel on the Rapida 105. For even the heaviest materials, bending is reduced to an absolute minimum. The sophisticated Venturi sheet guiding system ensures a contact- and scratch-free passage through the press for every conceivable substrate – whether thick or thin, solid or multiple-ply. And the KBA-typical continuous gear train provides for the desired quiet running and ultimate precision of the print on the sheet.

For perfecting applications, too, the press offers tailored solutions: The proven three-drum perfecting system turns every sheet with ease, and conversion is started with the push of a button at the console. Sheet guiding features optimised for operation in perfecting mode, combine with ink-repellent jackets to ensure invariable quality and a constant print image on both sides of the sheet.

Design principles

- Unit design
- Double-size impression cylinders and transfer systems for reliable sheet travel over the full substrate range
- 7 o'clock cylinder arrangement
- Substructure cast in a single piece for high torsional rigidity and stability
- Continuous gear train for smooth running and precision
- Corrosion-free cylinder surface finish
- Bearer contact and play-free bearings for precise rolling between plate and blanket cylinders
- Central lubrication



Sheet travel

- Gentle, air-cushioned sheet travel with blower systems and Venturi guide plates
- Automatic setting of the substrate thickness
- Pneumatic impression on/off switching

Universal gripper system

- No adjustments required to accommodate changes in substrate thickness
- Coated gripper tips and structured gripper pads for maximum holding force
- Gripper pads and tips can be replaced individually
- Increased gripper shaft diameter

Register setting

- Remote setting of lateral, circumferential and diagonal register
- Diagonal register achieved by tilting the transfer drums
- ErgoTronic ACR for automatic and exact register checking and correction

Perfecting

- Proven three-drum configuration for exact perfecting register
- Special perfecting drum gripper system handling a broad substrate range
- Fully automatic conversion between straight and perfecting mode in approx. 2 minutes

Sheet guiding after perfecting

- KBA Jackets on the impression cylinders
- Anti-marking coat on the drum shells
- Gentle, air-cushioned sheet travel with blower systems and Venturi guide plates under the transfer drums
- Twisting suckers spread the rear edge of the sheet tight on the storage drum
- Air settings made at the ErgoTronic console can be saved and recalled for repeat jobs
- Video system to observe sheet travel below the perfecting drum and in the delivery
- Optical missing sheet sensor

Available configurations with perfecting

- Rapida 105-8 SW4
- Rapida 105-10 SW5

ColorTronic – performance in colour

Even faster reaction

The optimised inking units of the Rapida 105 shy no comparison. After all, they stand firmly on a par with those of the high-tech sister press in respect of ink flow and distribution. The latest rheology know-how and many years of practical experience have combined to produce an even faster reacting inking unit. The high level of repeat accuracy thanks to bleed-free ink metering and the disengaging of inking units not required for a particular job are just two of the many highlights by which the new inking unit excels.

ColorTronic ink duct

- Ink keys with carbide blades and ceramic-coated ink duct roller
- Remote control of the ink keys
- Wear-free ink metering ensures accurately reproducible settings
- Ink duct roller speed compensated to the press speed

Ink duct foil

- No influence on the basic ink duct setup, as the foil does not extend into the metering gap
- Convenient ink removal and cleaning reduces makeready time
- Fast and uncomplicated foil replacement

Inking unit

- New, fast-reacting inking unit
- Remote setting of vibrator frequency and blocking from the control console
- Ink train separation with impression-off
- Automatic adjustment of the oscillation timing from the control console
- Ink forme roller oscillation
- Inking unit temperature control for duct roller and oscillating distributors
- Individual engaging/disengaging of inking units from the console for reduced roller wear and minimised makeready times

Dampening unit

- New, speed-compensated Varidamp film-type dampening unit for a stable ink-water balance
- Skewing of the dampening duct roller to adapt dampening solution distribution across the press width
- Differential drive to eliminate hickeys, activated from the control console during production







Suiting all preferences

Diversity of plate changing choice

By catering for individual job structures and press manning practices, the KBA Rapida 105 also leaves no wish unanswered when it comes to makeready savings at job changeover. Between a convenient manual variant and fully automatic plate change – the choice is yours. And even with the simplest solution, the Rapida 105 provides for fast and precise positioning of the plate on the cylinder. That not only saves time and nerves, it also puts money back in your pocket.

QAPC (Quick Action Plate Change):

Simple plate change

- Plate change with quick-release clamps
- Automatic plate cylinder positioning
- Pneumatic plate clamping
- Divided rear plate clamps

SAPC (Semi Automatic Plate Change):

Automated plate change

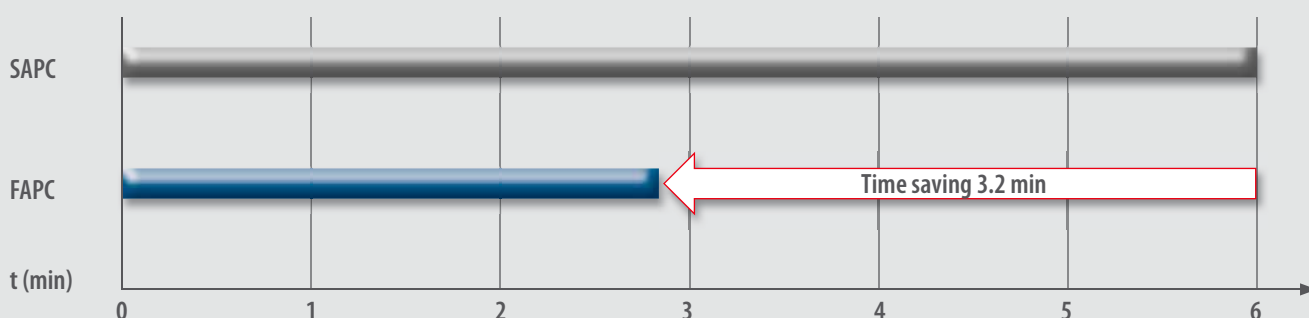
- Pneumatic opening and closing of the plate cylinder guard
- Automatic rotation to the change positions
- Automatic clamping and tensioning of the plate
- Divided rear plate clamps

FAPC (Fully Automatic Plate Change):

Fully automatic plate change

- Automatic plate change on the whole press after program start at the control console
- Parallel changing in several printing units, completed in 3 cycles
- Faster, optimised change process with change time of 2.8 min, including register zeroing
- Divided rear plate clamps

Plate changing time on a KBA Rapida 105-6+L





CleanTronic – washing systems with class

Fast and efficient

Washing during long runs and at job changeover is usually a time-consuming procedure, but at the same time simply necessary to guarantee constantly high print quality.

Here, too, the KBA Rapida 105 is ideally prepared. Individually customised washing system configurations contribute to process automation. Parallel functions and the preselection of washing programs matched to job-specific needs ensure a perfect washing result – and that all faster than you ever thought possible.

CleanTronic roller washing

- Individual programming and central control of washing programs

CleanTronic blanket and impression cylinder washing

- Simple washing beam for blanket washing (with Easy Set)
- Swing-action washing beam for combined blanket and impression cylinder washing
- Individual programming and central control of washing programs
- Parallel washing of rollers and blanket
- Use of dry cloth or ready-impregnated cloth rolls
- Indication of washing cloth consumption at the control console

CleanTronic Multi

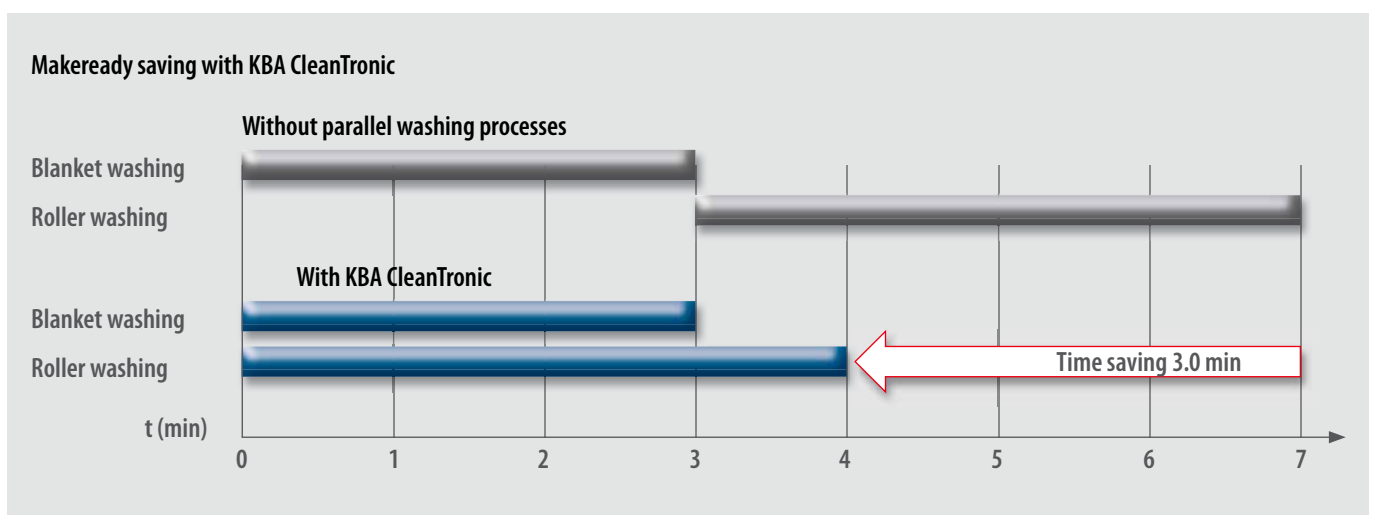
- Multiple-media washing system permitting the use of different ink systems

"Print clean" function

- Targeted stripping of the remaining ink from plate and blanket
- Reduced blanket washing times and material consumption
- Enhanced production stability with thin materials
- Pre-selection of the number of sheets to be used
- Can replace blanket washing for short runs

CleanTronic UV

- Safety function to eliminate waiting times before and after cylinder washing when printing with UV inks
- More efficient makeready and longer service life for UV lamps



The KBA Rapida 105

Designed for Performance



Cutting-edge console technology: Made by KBA

- Touchscreen with intelligent menus and intuitive access to all operator functions
- Job changeover program JobAccess for fully automatic and coordinated makeready at the press of a button
- Job profiles with preset capabilities
- Integration with remote maintenance module and KBA management system LogoTronic Professional

VariDry drying systems: Ecological and efficient

- High-performance dryers VariDry IR/hot air, VariDry UV and VariDry HR-UV
- Dryer control in accordance with pile temperature
- Lamp replacement without tools
- VariDry^{Blue} technology for enhanced energy efficiency

AirTronic delivery: Rapida 106 inside

- Sophisticated Venturi air-cushioned sheet travel through to precise sheet delivery enables even sensitive substrates to be handled at full production speed
- Speed-compensated and format-dependent powder metering
- Sheet brake with pre-suction plate and variable speed for optimum sheet deceleration
- Extended delivery to enhance productivity when coating
- KBA-specific non-stop solutions for uninterrupted production and smooth pile changes



Coater: Shining finishes

- State-of-the-art chamber blade technology and lightweight anilox rollers
- Hydropneumatic chamber blade control for constant and even coating application
- Coating supply system for dispersion and UV coatings in separate circuits
- Choice of application-oriented clamping systems
- Register setting from the press console

CleanTronic: Washing systems with class

- Perfect washing results through parallel washing processes and individually defined, preselected washing programs
- CleanTronic roller washing system
- CleanTronic blanket and impression cylinder washing system with swing-action washing beam for combined blanket and impression cylinder washing
- CleanTronic Multi multiple-media washing system permitting the use of different ink systems
- CleanTronic UV safety function to eliminate waiting times before and after cylinder washing when printing with UV inks



Plate change: Suiting all preferences

- Diversity of solutions matched to individual job structures and press manning practices
- Automated plate change SAPC (Semi-Automatic Plate Change) for automatic rotation to the change positions
- Faster, optimised change process for fully automatic plate change FAPC (Fully Automatic Plate Change), including register zeroing

Inking unit: Performance in colour

- Inking unit optimised according to latest rheology know-how with regard to ink flow and distribution
- Maximum repeat accuracy through bleed-free metering in the ColorTronic ink duct
- Individual engaging/disengaging of inking units for reduced roller wear and minimised makeready times
- Inking unit temperature control for duct roller and oscillating distributors, especially advantageous for waterless technology
- Speed-compensated VariDamp film-type dampening unit for a stable ink-water balance
- Differential drive to eliminate hickeys

Printing unit: Register-true and with perfect precision

- Substructure cast in a single piece for high torsional rigidity and stability
- Double-size impression cylinders and transfer systems for low-profile sheet travel
- Continuous gear train for smooth running and excellent precision
- Venturi air-cushioned sheet travel for contact-free sheet transfer
- Universal gripper system adapts seamlessly to changes in substrate thickness
- Remote setting of lateral, circumferential and diagonal register
- Automatic register checking and correction with ErgoTronic ACR



QualiTronic Mark ID: Digital meets offset

- Printing unit integrating digital print technology into sheetfed offset
- High-speed greyscale printer for the imprinting of variable texts, codes (bar code, data matrix, QR code), logos and graphics as a complement to offset print
- Special sheet guiding concept to fix the sheet on the cylinder over its whole area with AirTronic Drum
- UV dryer technology
- Production speeds up to 260 m/min at resolutions up to 600 dpi and in 5 grey scales

DriveTronic feeder: Drive technology par excellence

- DriveTronic feeder for continuous, stepless pile lifting with automatic speed compensation for paper and board
- Suction-belt feed table with electronically controlled sheet deceleration to ensure optimum sheet arrival speed at the front lays
- Vacuum side lay for a marking-free alignment process
- Quick-start function
- Ultrasonic double-sheet detector, also for inhomogeneous materials
- Non-stop system with individual rods
- User-oriented automation

– *Rapida 106 inside*

Shining finishes

Endless diversity for maximum creativity

Inline finishing is nowadays the icing on the cake for every print process. Whether for straightforward protection or as a design element on commercial products, whether for special effects or spot coating in high-quality packaging printing and a broad range of special applications – the coater of the Rapida 105 is ready to master all challenges. State-of-the-art chamber blade technology with lightweight anilox rollers, separate coating supply circuits and console integration make handling a real pleasure.

Chamber blade system

- Hydropneumatic control for constant and even coating application
- Lightweight anilox rollers ensuring fast and user-friendly replacement

Coating supply system

- Coating supply system for dispersion and UV coatings in separate circuits
- Central control via the press console
- Fully automatic cleaning for dispersion and UV coatings
- Excellent cleaning result enabling immediate use of the coating system for the next job

Coating forme change

- Universal clamps for blankets and coating plates
- Quick-release clamps for coating plates with register system for automated forme change (change time: approx. 1 min)
- Remote pressure setting
- Remote adjustment of lateral and circumferential register from the press console






 KBA



AirTronic delivery

Rapida 106 inside

Redesigned from the ground up for perfect aerodynamics, the new delivery of the Rapida 105 adopts the underlying concept of the Rapida 106. The swan neck now follows directly after the last printing unit, providing for significantly smoother sheet travel and precise pile formation irrespective of the substrate. Another new feature is the air-cushioned sheet transport through to precise delivery onto the pile. Even sensitive substrates can thus be handled with ease at full production speed.



Sheet travel

- High-level delivery for smooth sheet transport
- Touchscreen display with direct function keys for reliable and intuitive press operation
- Venturi air-cushioned sheet guiding
- Speed-compensated gripper opening cam for a broad range of substrates
- Fan modules and blower bars promote optimum pile formation
- Standard-compliant light barriers to guard the hazardous area

Powder sprayer

- Speed-compensated and format-dependent powder metering

Sheet brake

- Sheet brake with pre-suction plate and variable speed to facilitate precise sheet delivery
- Suction rings can be deactivated in pairs

Extraction system

- Elimination of health hazards from ozone and VOC emissions

Extended delivery

- Extension length 2,400 mm
- Enhanced productivity when coating thanks to longer time for drying

Non-stop operation at the delivery

- Non-stop pile change possible at full production speed
- Lowerable non-stop roller rack extended automatically above the main pile
- Sensor monitoring for lifting/lowering of main and auxiliary piles
- Alternative: Non-stop system without lowering capability for smaller pile heights or several product piles on a single pallet



VariDry drying systems

Ecological and efficient

As production speeds increase, ever greater demands are placed on dryer efficiency. The KBA Rapida 105 is equipped with high-performance dryers from the KBA VariDry family. Perfect drying results are thus practically guaranteed – for both conventional and UV applications. With the VariDry^{Blue} technology, the additional aspect of energy efficiency is shifted into the spotlight. The print process gains significantly in terms of ecology and places even less impact on the environment.

VariDry IR/hot air

- IR/hot-air drying with stepless control
- Can be installed as final dryers, as intermediate dryers or in a dryer tower
- Carbon twin lamps with IR power rating of 60 W/cm
- Lamp replacement without tools
- Dryer control on the basis of pile temperature

VariDry^{Blue}

- System variant for enhanced energy efficiency
- Energy saving potential up to 50% compared to conventional IR/hot-air dryers
- Unsaturated dryer air recirculated within the extended delivery
- Controlled via the press console

VariDry UV

- Compact dryer module with UV power rating of 160 W/cm (stepless control)
- Can be installed as final or interdeck dryers
- Lamp replacement without tools
- Automatic pile temperature measurement
- Lamp-specific acquisition of operating hours, irrespective of installation position
- CleanTronic UV to shorten the waiting times when washing



Comparison of dryer efficiency

Basic capacity data	KBA VariDry ^{Blue}	Standard
Working days per year	251	251
Shifts per day	3	3
Working hours per shift	7.4	7.4
Production hours per year	5,015	5,015
Production hours without makeready	4,000	4,000
Measurement results	KBA VariDry ^{Blue}	Standard
Average measured power consumption (kWh)	33	70
Power consumption in kWh/year	132,000	280,000
Electricity costs in € per kWh	0.10	0.10
Electricity costs per year in €	13,200	28,000
CO ₂ emissions (t/year)	81.5	172.8
Savings potential	KBA VariDry ^{Blue}	
Energy saving (kWh/year)	148,000	-
Energy saving (%)	53	-
Cost saving (€/year)	14,800	-
CO ₂ reduction (t/year)	91.3	-

VariDry HR-UV

- Highly reactive UV system with specially doped lamps
- Stepless adjustment of the lamp power between 80 and 200 W/cm
- Suitable for conventional and highly reactive UV inks
- HR-UV dryers can be used in all available installation positions, also in combinations of HR-UV and conventional UV



Cutting-edge console technology

Elegant workflow solutions

Thanks to comprehensive console and preset capabilities, alongside an ergonomically arranged and intuitive user interface, work on the KBA Rapida 105 is child's play.

All operating functions are clearly structured for process-oriented access via the modern touchscreen monitor. Additional touchpanels with direct function keys help to maximise operator convenience at the feeder and delivery – directly on the press itself. The concept of the Rapida 105 also provides for tailored workflow components for integration into company-wide production control and management systems.

ErgoTronic

- Touchscreen for ergonomic access to all press functions
- Wall screen for visualisation of all press settings
- Live image from QualiTronic ColorControl on wall screen
- ColorTronic ink metering with ink profile displays on console
- Integration with existing DensiTronic Professional possible
- Linear densitometer ColorDrive and ErgoTronic ACR possible
- Sheet inspection desk with adjustable desk angle
- Motorised console height adjustment with memory function
- USB port for fast communication of job data
- Uninterruptible power supply to enable controlled press shutdown in case of power supply failure
- Integrated remote maintenance module KBA PressSupport 24Sheetfed with Internet link for remote maintenance and software updates

ErgoTronic console with integrated measuring systems

In addition to the standard ErgoTronic features:

- Sheet inspection desk as vacuum board with fixed desk angle
- ErgoTronic ColorControl for density and Lab measurements
- ErgoTronic ICR for register control

Control console functions (dependent on incorporated options)

- Job changeover program JobAccess for automatic job presetting
- Job-specific saving of all relevant press parameters for repeat jobs
- Remote register setting
- Integration of "Instrument Flight" for extended colour control according to grey balance
- Control for all peripheral equipment
- Maintenance indicator and print-outs of maintenance lists
- Unbroken production data acquisition in conjunction with LogoTronic Professional
- Creation and printing of pile docket
- Preview images

Job changeover program JobAccess

- Preparation of the next job while production is still running
- Automatic execution of all preselected makeready processes in time-optimised order
- Presetting of format and substrate thickness
- Presetting of all substrate-specific air settings
- Job-specific presetting of ColorTronic ink metering
- Preselection and activation of washing functions

LogoTronic

- Ink profile presetting via CIP3 data

LogoTronic Professional

Comprehensive management system for KBA presses:

- CIP3/CIP4 interface to prepress
- JDF/JMF interface to an MIS
- Order management
- Press presetting
- Master data, including central ink database
- PressWatch for graphic representation of the overall production process
- SpeedWatch for graphic representation of job progress
- Automatic saving and management of all quality reports

Remote diagnosis and maintenance

Boundless and convincing

The remote maintenance module which is incorporated into every press console as standard is your direct line to KBA. We are at your call with advice and practical support 24 hours a day, seven days a week. Just in case you ever need our assistance. With operating and setting tips, or online error diagnosis and rectification to get your press back on track without delay. Service visits and spare parts supplies, too, are coordinated immediately and without ado – worldwide. Data security? As remote maintenance can only be activated explicitly on the user side, the privacy of your data is guaranteed at all times.

Remote maintenance

- Integrated remote maintenance module in every press
- Most comprehensive remote maintenance functionality and longest experience on the market
- Access to individual printing unit controllers possible
- Fast assistance and problem remedies in up to 80% of all cases – without need for service visit or spare parts
- Telephone hotline free of charge during the warranty period
- Immense time and cost savings
- Increased availability of the press

Spare parts service

- Comprehensive product and quality tests for original KBA parts
- Competent and efficient advice from our service specialists
- Guarantee of outstanding precision and quality, high reliability and maximum service life
- Spare parts incorporating the latest state of the art
- High availability of over 2.5 million parts
- Fastest possible delivery of spare and accessory parts

Retrofits

- Adaptation of already installed presses to changing market conditions
- Possibilities to shorten makeready times, reduce waste or further improve quality
- Considerable experience gained in the course of many successful modernisation projects
- Comprehensive measures to raise press productivity possible





The KBA Rapida 105 at a glance

Rapida 106 inside

Sheet format:		
Maximum (standard/special version)	720 x 1,050 / 740 x 1,050	mm
Minimum (standard/special version)	360 x 520 / 350 x 500	mm
Minimum for perfecting	400 x 480	mm
Print format:		
Standard/special version	710 x 1,040 / 730 x 1,040	mm
Maximum for perfecting	700 x 1,040	mm
Substrates¹⁾:		
Standard	0.06 - 0.7	mm
Perfector press	0.06 - 0.6 mm	(60 - 350 g/m ²)
With lightweight package	0.04	mm
With board-handling package	1.2	mm
With corrugated package	1.6	mm
Production speed²⁾:		
Maximum, dependent on configuration	16,000	sheets/h
With High Speed Package (optional)	17,000	sheets/h
Production speed²⁾ with perfecting unit:		
up to 10 units in straight printing	15,000	sheets/h
up to 10 units in perfecting mode	14,000	sheets/h
Pile height³⁾:		
Feeder	1,300	mm
Delivery	1,200	mm
Plate and blanket dimensions:		
Plate size	795 x 1,050	mm
Copy line (standard/special version)	50 / 36	mm
Blanket size	860 x 1,060	mm

¹⁾ Printability is also influenced decisively by the flexural rigidity of the substrate

²⁾ Dependent on individual processing parameters, e.g. the inks and substrates used

³⁾ From floor / without non-stop operation

Illustrations and descriptions include special features. For further information please contact your KBA agent.

Configuration variants for the KBA Rapida 105*

General	RA 105	RA 105 EasySet	Coater	RA 105	RA 105 EasySet
Substrate range: 0.06 to 0.70 mm (maximum production speed dependent on substrate rigidity)	■	■	Coater with chamber blade	■	■
Accessory package for thin materials	■	■	Automated plate change for coating plates	■	□
Accessory package CX for board up to 1.2 mm	■	■	Manual coating forme change with universal clamping bars	■	■
Accessory package for corrugated board	■	■	Second coating circuit for alternating use of different coating types	■	■
Accessory package for films and plastics	■	■	Coating supply and cleaning system for dispersion coating, with console integration	■	■
Accessory package for UV applications	■	■	Coating supply and cleaning system for dispersion and UV coating, with console integration	■	■
Coater and double-length extended delivery	■	■			
Feeder			Delivery		
High-performance antistatic system, including side blowers with ionised air	■	■	Powder sprayer with console integration	■	■
Manual non-stop facility	■	■	Powder extraction	■	□
Inset frame for flush pile board (only together with inset frame in the delivery)	■	■	EES - Emission Extraction System	■	□
Free-standing pre-piling fixture	■	■	Inset frame for flush pile board (only together with inset frame in the feeder)	■	■
Infeed			Non-stop board, fixed height	□	■
Vacuum side lay	■	■	Non-stop roller rack, lowerable (only available in CX package)	■	□
Dust extraction	■	■			
Intercom between infeed and delivery	■	■	Dryer systems		
Printing unit			VariDry IR final dryers	■	■
Sheet travel sensors	■	■	VariDry IR/hot-air final dryers	■	■
Sheet guide plates with preset capability	■	■	VariDry IR/hot-air/UV final dryers	■	■
Plate change QAPC	□	■	VariDry UV final dryers	■	■
Automated plate change SAPC	■	□	VariDry UV interdeck dryers	■	■
Fully automatic plate change FAPC	■	□	VariDry HR-UV technology	■	■
Three-drum perfecting unit	■	□			
Inking unit			Measurement and control		
Rollers for conventional inks	■	■	ErgoTronic ACR	■	■
Rollers for UV inks	■	■	ErgoTronic ICR	■	■
Inking unit temperature control	■	■	ErgoTronic ColorDrive	■	■
Ink duct roller cooling	■	□	ErgoTronic ColorControl	■	■
Ink agitators	■	□	DensiTronic Professional	■	□
Hickey pickers	■	■	QualiTronic ColorControl	■	□
Dampening unit			Process automation/networking		
Differential drive	■	■	LogoTronic	■	■
Washing systems			LogoTronic Professional	■	■
CleanTronic blanket and roller washing	□	■			
CleanTronic Impact blanket washing with pre-impregnated cloth	□	■	Standard	■	
CleanTronic blanket/impression cylinder washing and roller washing	■	□	Option	■	
CleanTronic Impact blanket/impression cylinder washing with pre-impregnated cloth	■	□	not available	□	
CleanTronic UV	■	□			
"Print clean" function	■	■			

* Subject to modification without prior notice

KBA Rapida 105
from Koenig & Bauer AG

Texts and illustrations refer in part to special features not included in the basic press price. No parts of this publication may be reproduced in any way without the manufacturer's permission. The manufacturer reserves the right to carry out modifications without prior notice.

For further information please contact the sales department at:
Koenig & Bauer AG
Sheetfed Offset Presses
Postfach 020164,
01439 Radebeul, Germany
Friedrich-List-Str. 47
01445 Radebeul, Germany
Tel: +49 351 833-0
Fax: +49 351 833-1001
kba-radebeul@kba.com
www.kba.com
05/2012-e. Printed in Germany

Our agency:

