
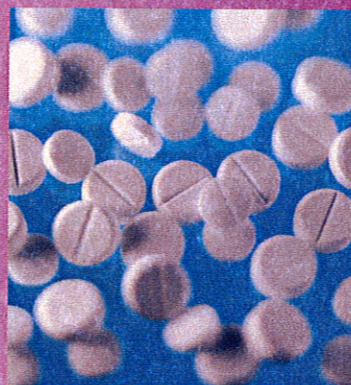



Counting Scales



Model 370
Model 375
Model 664
Model 675

Parts Counting and Inventory Management Systems

Counting accuracy is important whether your application is document distribution, shipping and receiving, job picking or factory-wide inventory management. Inaccurate counts cost you reputation if you deliver short to a customer and profits are lost if you deliver too many.

GSE precision parts counting systems are designed to provide years of reliable performance in a variety of environments and applications. Intuitive, easy-to-use counting and weighing routines range from one keystroke operation to cycle counting with data acquisition for a complete inventory management solution from small electronic components to expensive machined parts.



Model 370



Model 375



Model 675

Model 370, 375, and 675 Precision Counting Scales

FEATURES

- Bright, LED display is easy to read in any light situation.
- One keystroke toggles between counting and weighing modes.
- Carrying handles facilitate mobility for counting or weighing in different areas.
- Communicate with printers, computers, and other peripheral devices using fixed format tickets and labels.
- Create custom labels with the Custom Transmit Table™ to contain bar code data with APVW and TARE weights.
- Counting accuracy is ensured with one million counts (1/1,000,000d) of internal resolution.
- Integrates with UPS Worldship® to streamline shipping, receiving, importing, and exporting.
- Model 375 provides the added benefit of numeric keys for manual entry of TARE weight or APVW.
- Refer to Specifications for a list of available options on each model.

14:25 NOV 14, 2005
358 Count
0.015726 lb APS
5.73 lb Gross
0.10 lb Tare
5.63 lb Net

ID 123
376 Count
0.015726 lb APS
02:49 pm Nov 14, 2005



Model 675 Precision Counting Scale Integrates with your Network

Using versatile communication protocols, the Model 675 Precision Counting Scale communicates via point-to-point or standard fieldbus networks in a variety of formats to exchange plant floor data; minimizing maintenance costs and integration time.

Via Ethernet, RS232, RS485, and 20mA current loop, Custom Transmit Tables™ and Input Interpreter Tables™ provide flexible system integration and weighing instrument communication.

The Ethernet Module supports DHCP Server, fixed IP address, Telnet Server or client, Modbus TCP/IP slave, and FTP client. A dynamic on board web server makes network configuration fast and simple, and provides instant remote access to scale weight and process data.

The DeviceNet™ and Profibus® Modules provide flexible I/O assemblies enabling access to all weight data and user defined process data. An on board auto configuration utility expedites setup by matching both EDS and GSD files.

The Model 675 provides more features making it a powerful tool in demanding counting applications or sophisticated, factory-wide inventory management systems.

- APV Enhance Mode improves accuracy. Eliminates the need to count large samples for an accurate average piece weight.
- Alphanumeric keypad allows manual entry of product numbers and descriptions.
- Standard 250 item memory can be reconfigured with up to 98 columns of associated product information.
- Database Modules can expand memory storage capabilities to include thousands of products.
- Advanced communication protocols allow the Model 675 to integrate into most factory networks.
- Accuracy settings (90% to 99.96%) are available to ensure acceptable tolerances.
- LCD Graphic Display provides detailed operator prompts.



Model 664 Pharmacy Scale

In retail pharmaceutical environments, accurate prescription validation is imperative and speed is crucial. The NTEP, Class II certified, Model 664 prescription counting scale was specifically designed to meet the demanding needs of prescription filling. The flexible Model 664 can be programmed to accommodate virtually any application requirement resulting in a cost-effective, prescription filling and validation solution.

Model 664
Shown with Optional Scanner

FEATURES

- Network Compatible – An Ethernet port allows for communication, via an intranet or Internet connection, from the scale to a central drug database for retrieval of NDC data, average pill weight data, or any custom data required.
- System Integration – The complete operation, from communications to displayed information, can be customized to interface with existing workflow process software.
- Prescription Validation – Protect patients by validating that medication and dosage dispensed are correct. Both prescription label and stock bottle label NDC identifiers must match before a prescription can be counted and filled.
- Compounding – Accurately weighs ingredients with a displayed resolution of 0.001 grams (1 mg).
- Inventory Control – Standard counting features permit quick and easy cycle counting of inventory. Customized scale programs can be written for additional controls of full physical inventory or cycle counting requirements.
- Optional Handheld Bar Code Scanner for scanning prescription bar codes. Convenient gooseneck attached to scale holds scanner for flexible hands free or handheld operation.
- Optional On-board database stores 10,000+ unique drug references; including drug name, average piece weight and NDC code. Pharmacists can easily add or delete drugs from database.



Specifications: Counting Scales

	Model 370 / 375	Model 664	Model 675
PERFORMANCE			
Capacities (lb)	6 lb, 15 lb, (375 only) 30 lb, 60 lb, 100 lb (370 and 375)	Local Platform Capacities: 310 x 0.001g or 310 x 0.01g	6 lb, 15 lb, 30 lb, 60 lb, 100 lb
Internal Resolution	1,000,000d	Displayed Resolution: 310,000 divisions	1,000,000d
A/D Filtering	GSE FIR (Finite Impulse Response)	Count Update Speed: Two (2) times per second	GSE FIR (Finite Impulse Response)
Non-Linearity	0.017 % max, 350 Ω load cell dependent	+-.002g .00064%	0.017 % max, 350 Ω load cell dependent
Overload Protection	5 Point Overload Protection	500 %	5 Point Overload Protection
COMMUNICATION			
Ports 1-4	1 Bi-directional RS232 port	10/100 Ethernet Port: IP addressable; programmable data exchange with host. Barcode Scanner: RS232 Full Duplex, Bidirectional, 150 - 38.4K bps	2 Bi-directional RS232 Full Duplex, SW & HW Handshake ports, Optional expansion to 4 ports, Optional Ethernet
Protocols	ASCII Standard	Telnet, FTP, Ethernet, RS232	Modbus RTU and ASCII Standard
Baud Rate	150-115K bps (port 1)	150-115K bps (port 2)	150-115K bps (port 1) 150-38.4 bps (port 2, 3, 4)
ELECTRICAL			
Power Requirements	120 VAC 60 Hz Wall transformer Incl. or 12 to 36 VDC	120 VAC, 60 Hz wall transformer included	90-250 VAC, 10-32 VDC
Excitation Voltage	10 VDC, Short circuit protected	————	10 VDC, Short circuit protected
Excitation Power	(1) 350 Ω load cell	————	(14) 350 Ω load cells
Excitation Current	200 mA, Short Circuit protected	————	400 mA, Short Circuit protected
Input Signal Connect	6 Conductors with Sense Leads	————	4 or 6 Conductors with Sense Leads
Fuse	2A	2A	0.8 A slow-blow (when using AC power)
Battery (options)	30 Hour NiMH Battery. Tray for 8 D-Cells - 60 hours (batteries not included).	————	40 or 13 Hour NiMH Battery w/quick charge circuit. Tray for 8 D-Cells - 80 hours (batteries not included).
PHYSICAL			
Housing Material	Powder Coat Cast Aluminum	Plastic injection molded ABS	Powder Coat Cast Aluminum
Count/Weigh Surface	12" x 12" Stainless Steel (6 lb, 8" x 10")	4.5" diameter stainless steel platter	12" x 12" Stainless Steel (6 lb, 8" x 10")
Display	0.8" LED Display	8 line x 40 character LCD backlit graphic display	16 line x 40 character EDT LCD Graphic with White LED Backlight
Keypad	6 Key (370), 18 Key (375) International, Tactile membrane	Tactile membrane, 19 keys with full numeric keypad	27 Key, Polymeric membrane plate
Dimensions	14.38" W (at handles) x 17.30" L x 5.63" H	9.6"W x 13.0"L	14.38" W (at handles) x 17.30" L x 5.63" H
Number of Scales	1 Local	1	1 Local + 1 Remote Input Standard, Optional Total 4 with Multi-Scale option
Time Date Clock	Non-Volatile Battery Backed	Non-Volatile Battery Backed	Non-Volatile Battery Backed
Database Memory	Not Available	Standard 2M Database Memory	FRAM Standard Database Memory Up to 56K
OPTIONS			
Multi Scale Module	N/A	————	2 additional scale inputs (installed internally)
Database Module	N/A	Standard	256K, 1 MB or 2 MB
Computer Keyboard Module w/ Comm Port 3 & 4	N/A	————	Keyboard connection (uses port 4)
RS485 Module	Half/Full Duplex up to 4000 ft, 115K bps max (uses port 1)	————	Half/Full Duplex up to 4000 ft, 115K bps max (uses port 1)
20 mA Current Loop	Isolated TX-Active/Passive, RX-Passive, 9600 bps max, 12 VDC, 1000 ft (uses port 1)	————	Isolated TX-Active/Passive, RX-Passive, 9600 bps max, 12 VDC, 1000 ft (uses port 1)
Ethernet Module	N/A	Standard	Supports DHCP Server, fixed IP address, Telnet Server/Client, Modbus TCP/IP slave, and FTP client (disables port 3)
GSE ReFlash	Download new firmware via RS232 port	Download new firmware via RS232 port	Download new firmware via RS232 port
Analog Output Module	16 bit, 0-10 VDC, 0-20 mA, or 4-20 mA	————	16 bit, 0-10 VDC, 0-20 mA, or 4-20 mA
Setpoint Option Module	Available	————	Available
I/O Relays	1A AC, 2A DC, Optically isolated	————	1A AC, 2A DC, Optically isolated
Bar Code Scanner	————	Standard or Optional	————