


— Evolving network-connectible paper cutting machine —



SC

100Z 115Z
137Z

SERIES

Paper Cutting Machine



Advanced functions and safety performance SC Series paper cutting machine Has been released.

The accurate and long-life eRC Series paper cutting machine has further evolved, being released as SC Series.

More new functions have been added in pursuit of increased helpfulness and safety.

Ease of maintenance and efficiency are also enhanced. Install now and enjoy complete network connectivity that fulfils requirements of future needs. The technology and idea of ITOTEC which is well acquainted with the job site of paper cutting are packed in this new model.

A safety beam guard is installed outside at both ends

The sensor reaction area has been widened for safer maintenance services, knife replacement and so on. The location of the device can be changed to inside, similarly to the earlier model.

The touch panel is easy to observe and large

The size has increased from 8.4" to 10".

The operation button is provided with a key top, improving the durability

The size is increased, improving the ease of pressing.

The knife speed and maximum backgauge advance speed are improved

In an operation time comparison experiment, the cutting speed was higher than the earlier model, demonstrating a time reduction effect. (Measurement was made between SC-115Z and eRC-115DX. The paper setting time is not included.)

Comparison of operation time

Details of paper cutting

Press sheet size - Kiku size. Finish size - A4. Eight pages per press sheet. Margin : 5mm each. Push-out : twice (at backgauge retraction). Total cutting frequency : 12 times.

SC-115Z : about 58 sec.

Earlier model : about 66 sec.

Front removal/installation of the false clamp has become possible (Option)

The false clamp can be removed or installed at the front and the attachment for keeping the detached false clamp is installed in front of the main body.

Attachment for keeping the detached false clamp.

The cover of the internal access window is changed to the gate type

It can be opened or closed with a single hand. This change has eliminated the process of placing the detached lid, making knife height adjustment or the like smoother. When work is conducted with the cover open, a phototube sensor activates an interlock. (In case of standard outer phototube specification)

The maximum clamp pressure is increased

The cutting accuracy of boards and vinyl materials is improved.



Connect a USB memory or the like to input or output data

A USB port is installed next to the monitor. With additional optional equipment, loaded PDF files such as the instruction manual can be displayed on the monitor.



A manual knife lifter is prepared (Option)

A knife replacement fixture with a cover is also attached

Knife removal/installation can be made smoothly.



LED cut line (Option)

Visible high-luminance LED lamp.

A waste removal window is installed

Paper waste having dropped inside the paper cutting machine can be removed quickly.

Resin at the backgauge comb teeth (Option)

Damage in the surface plate is suppressed.

The phototube-assisted clamp ascent safety function is activated during pedal operation

Protection is provided to avoid accidents caused by unintended clamp descent. (Selection can be made between activation ON/OFF).

The pedal high-pressure function is installed as a standard feature

ON/OFF selection can be made.

The dent at the bottom of the main body is eliminated, increasing stability

Max. cutting width : 1168mm

SC-115Z

The photo shows optional specification.

— Evolving network-connectible paper cutting machine — NEW MODEL



The SC Series paper cutting machine completely satisfies requirements of CIP4.

Max. cutting width : 1030mm



SC-100Z

Max. cutting width : 1370mm



SC-137Z

The photos of SC-100Z and SC-137Z show optional specifications.

Superior basic performance is inherited



Accuracy lasts long due to the reliable bidirectional pull drive.

The bidirectional pull drive of the SC Series paper cutting machine is ITOTEC's traditional swing drive method with which each of the left and right worm gears moves the knife. Excellent precision and reliability are obtained together with the unique swing angle at which the knife is pulled while it is pushed.

Optional units for maximum efficiency



Paper feeding, paper ejection and power saving are considered totally.

ITOTEC meets requirements of needs for efficiency at various angles around the SC Series paper cutting machine. We will propose the best system with abundant experience and realization capability while listening to customer's requests. Our specialized planners will help realize special machine motions and special layouts. Feel free to consult us.

Anyone is a skilled operator at once

SCISSOR HANDS

Cutting×Magic?

It's not magic. It's a superior capability of SCISSOR HANDS AI.

Efficiency improvement having not been seen before. New-dimension work in association with AI (artificial intelligence).

This model can access the cloud server of "SCISSOR HANDS AI," with which the best cutting procedure can be created instantly from JDF data, as a supporting cutting machine. The tremendous performance the AI has can be fully realized on the work. For details of SCISSOR HANDS, contact ITOTEC's salesperson in charge.



The correct direction of paper rotation and setting position are displayed.

Visit to play a movie.



ITOTEC is the exclusive agent of SCISSOR HANDS in Japan. SCISSOR HANDS is a registered trade mark of OPEN SOFT.

Large screen. Substantial helpful functions.

The control panel located at the core of the SC Series paper cutting machine is programmed with functions needed to operate the paper cutting machine only. It starts immediately after power-on because of absence of unnecessary loads, so that work can be started immediately.

Visible numerical indication and graphics support smooth paper cutting operation.



Standard USB port

Screen size comparison

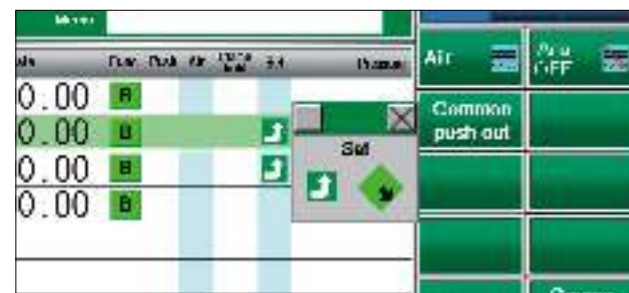


Size agreement detection function



With this function, paper cutting is disabled if the stored data does not agree with the backgauge size. The setting can be changed according to the work so that cutting is performed within a preset range or cutting is performed only upon complete match.

Setting direction window



The work setting procedure and direction of paper rotation are displayed clearly in animation.

Course list view and detail settings



Top : course list view. Bottom : course details screen.

Information about the vacant or occupied course is displayed on the number panel with 100 courses at a time. The course can be moved or copied on the number panel. Write down the job name or memo of each course to perform an AND search and look at the details of the job on course details view.

Print deviation correction function



With this function, deviation of the press sheet from the stored cutting data is corrected. Even if the actual press sheet is dislocated, cut according to register marks. Deviation from the stored data is automatically calculated and the offset is stored.

There is no need to enter the offset again.

Automatic knife timing variation function




The paper pressed under the clamp is automatically judged. Even if the stacked paper is high or if paper is pressed with pedal operation, the knife is driven immediately. The time needed for a cutting cycle can be reduced.




Bright and visible TFT 10" color LCD touch panel. Because 10 pages are displayed at a time (center hold type scroll), course contents can be checked easily, contributing to reduction of entry errors. The language selection function changes the language among Japanese, English, Chinese (simplified or traditional), Thai, Dutch, Spanish and German. Operation can be conducted in your familiar language.

Popup window function



An auxiliary window is stored outside the screen. The screen can be called up instantly when necessary while it is hidden during operation on the regular screen.

Clamp pressure setting



The clamp pressure setting can be entered on the display. The pressure is entered numerically in the range from 2KN to 45KN in 1KN increments, so that variation in the pressure setting is eliminated.

The pressure can be preset in each course or each page in addition to presetting in 5KN increments. The pressure can be defined optimally according to the characteristic of the cut item or cutting position, eliminating waste paper caused by the pressure error. Complete cutting operation is supported.

Backgauge acceleration control



A series of backgauge motions are controlled. Best for prevention of workpiece collapse. The general speed, start-up, deceleration and stop can be minutely adjusted.

Alarm record function



Description of the failure in the alarm view is stored with the date, time and message. This memory is helpful during maintenance work.

Message window/alarm function



The replacement timing of the knife or oil is indicated with an icon. The current state of the paper cutting machine is visible.

Reliable energy-saving performance!

The paper feeder/discharge unit helps configure a cutting system that matches the job field.

Paper feeding unit Can be installed on either the left or right side of the paper cutting machine.

Front loading system 1.4 Front loading
RFL 14 Left Right

Side loading system 1.2 Side loading
RSL 12 Left Right



Side loading system 3.1 Feed paper from the front and send it to the rear

RSL 3.1 Left Right

The maximum paper feeding height is 165mm. The paper handling capacity is similar to that of the paper cutting machine.



The photo shows combination of eRC-115DX with a paper jogger.

Paper discharging unit Can be installed on either the left or right side of the paper cutting machine.

Unloader 5.0 Front discharging
RU 5.0 Left Right

Can be installed to any paper cutting machine. No pit work is necessary.

The cut paper is neatly and quickly stacked on the pallet.

Records of error messages are recorded.

Pallet-on-floor design eliminating pit work.

The safety sensors are self-diagnosed during startup.

Information is displayed during maintenance services.

Slide-down method effective for time reduction in each cycle.



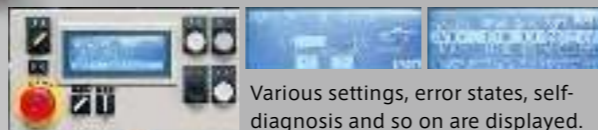
The photo shows optional specification.



ENERGY SAVING

Gentle movement gives no damage to paper

The slide table starts to move slowly, accelerating gradually while it is pulled away. Paper is stacked while paper dislocation is suppressed.

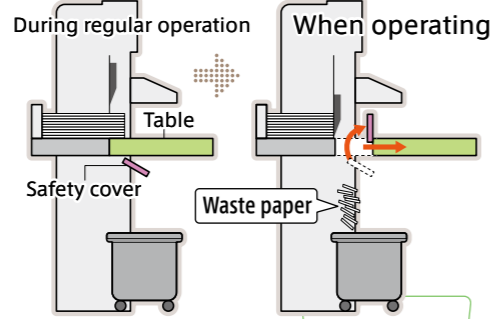


Various settings, error states, self-diagnosis and so on are displayed.

This is helpful! Enhance efficiency further with helpful optional units.

RoboTRIM Allows enabling or disabling the motion on each page.

Waste paper drops under the table in interlock with the cutting switch.



Enhanced efficiency!



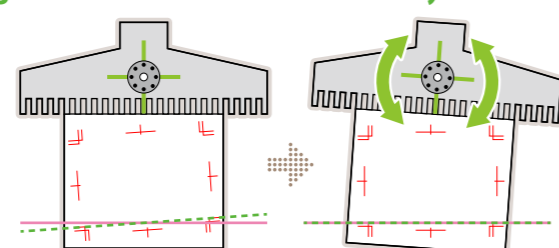
Add a damper to automatically transfer waste paper to the dust box.

With an optional damper, the waste paper is automatically transferred to the dust box, eliminating interruption of work needed to discharge waste.

RoboSWIVEL

A new function realized only by ITOTEC, which is familiar with the job field of paper cutting.

Cumbersome register mark deviation is smoothly corrected.



Register marks are not parallel to the paper edge

The backgauge turns to align the register marks with the cut line.

Understandable number entry



Enter the setting at the touch panel of the monitor of the paper cutting machine. Because the value can be stored, efficiency of repetition is also enhanced.

Accurate swiveling mechanism

Specifications of SC Series paper cutting machine [Standard type]

The colored items indicate performance better than that of the earlier model.



Specifications of machine	SC-100Z	SC-115Z	SC-137Z
Knife driving method	Double pull drive		
Cutting width	1030mm	1168mm	1370mm
Cutting depth	1000mm	1160mm	1320mm
Clamp opening	165mm		
Min. cutting size (with false clamp)	85mm		105mm * 85mm in case of front removal/installation
Min. cutting size (without false clamp)	27mm		
Front table length	700mm		
Table height	875mm		
Overall width of machine	2650mm	2779mm	2995mm
Machine height	1660mm		
Overall length of machine	2437mm	2602mm	2752mm
Knife speed	Improved cutting speed 50 cycles/min. (eRC: 42 cycles/min.)		
Knife size	1270 × 150 × 12.7mm	1410 × 150 × 13.7mm	1610 × 150 × 13.7mm
Max. backgauge advance speed	Improved cutting speed 300mm/sec. (eRC: 225mm/sec.)		
Min. clamp pressure	2kN		
Max. clamp pressure	Improved cutting accuracy 45kN (eRC: 40kN)		
Main motor	3.7kW		
Feed motor	0.75kW		
Blower motor	0.4kW		0.75kW
Total electric capacity	4.85kW		5.2kW
Mass	(3700kg) Will be measured later	(4100kg) Will be measured later	(4500kg) Will be measured later

Specifications of monitor	SC-100Z	SC-115Z	SC-137Z
Display type	TFT color LCD touch panel		
Display size	Improved visibility and operability 10" (eRC: 8.4")		
External communications	Ready to use data Front USB port (eRC: none)		
Memory	500 courses 25000 pages (50 pages/course)		
Operation mode	Memory mode, manual mode, semi-automatic mode, fully automatic mode		
Language	Improved operability Japanese, English, Chinese (simplified, traditional), Thai, Dutch, Spanish, German		
Keyboard	50-syllable layout, JIS layout (QWERTY layout) selection		
Input unit	mm, cm, inch, shaku		
Input value	0.01mm		
Max. setting	9999.99mm (However, in limited range)		
Min. setting	0.01mm (However, in limited range)		

Additional function and optional equipment Function and ease of maintenance, and additional ease of knife height adjustment and safety of knife replacement are improved.

Additional standard function	Pedal high-pressure function (with interlock of phototube safety device) * Selection can be made between use and no use. / waste removal window / knife height adjustment window interlock (in case of standard both phototube outside specification)
Optional equipment	Front false clamp removal/installation / manual knife lifter (with knife replacement fixture attached with cover) / resin backgauge comb edge / LED cut line / computer instruction manual view (can be added easily upon insertion of an SD card) / large torque specification

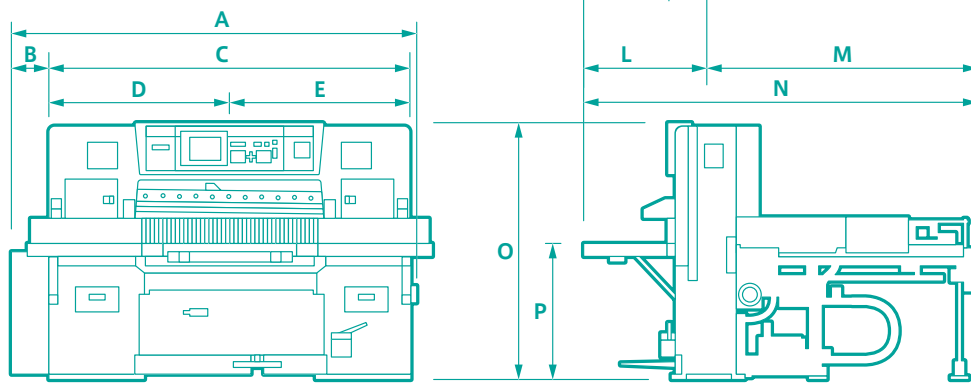
Increased cutting speed The improved knife speed and maximum backgauge advance speed linked with time reduction support work efficiency. The cutting speed was better than the earlier model, showing a time reduction effect, in a comparison experiment.

Operating time of machine (comparison with earlier model)	SC Series paper cutting machine : about 58 sec. Earlier model : about 66 sec.	Details of paper cutting Press sheet size kiku size Finish size A4, eight pages per press sheet, margin : 5mm each Push-out twice (at backgauge retraction) Total cutting cycles 12 times
---	---	--

* Measurement was made between SC-115Z and eRC-115DX. The paper setting time is not included.

Dimensioned drawing of SC Series paper cutting machine

	SC-100Z	SC-115Z	SC-137Z
A	2591mm	2686mm	2936mm
B		255mm	
C	2285mm	2380mm	2630mm
D	1130mm	1190mm	1305mm
E	1155mm	1190mm	1325mm
F	2650mm	2779mm	2995mm
G	2530mm	2668mm	2870mm
H		750mm	
I	1030mm	1168mm	1370mm
J		750mm	
K	550mm		807mm
L		807mm	
M	1630mm	1795mm	1945mm
N	2437mm	2602mm	2752mm
O		1660mm	
P		875mm	



1919 - 2019
100th
 Anniversary

February 13, 2019

Thanks to the 100th anniversary

ITOTEC celebrated its 100th anniversary
 on February 13 this year.

Look at latest information, operation movie, helpful information related to paper cutting and so on.




www.itotec.co.jp



Cutting machine.com

www.dansaiki.com



Cutting examples of various materials other than paper are described.

■ Description given in this catalog and specified specifications are subject to change without prior notice. ■ The color shown in the printout may be different from the actual one. ■ The monitor screen shows a combined image. ■ No part of this catalog may be transcribed or duplicated in any form without prior written consent of us.

Feel free to contact us for information about our products, consultation about installation, questions about the paper cutting machine and so on.

ITOTEC

URL <http://www.itotec.co.jp> E-mail export@itotec.co.jp

ITOTEC CO.,LTD

Headquarters 10-4, Funada, Inuyama-shi, Aichi 484-0912 JAPAN

TEL +81-568-67-5311 FAX +81-568-68-0495

